




PURCHASING DEPARTMENT

Madison County Board of Supervisors
146 West Center Street
Canton, MS 39046 / 601-855-5534
kesha.jackson@madison-co.com

April 18, 2022

To: Board of Supervisors
From: Kesha Jackson, Purchasing Clerk 
Subject: Purchase of Motorola Solutions Radios – Emergency Management



Emergency Management Director Albert Jones has requested purchase of MSWIN radios using State Contract procedures. The MSWIN State Contract was negotiated by the Department of Information Technology Services and its contract number 21726 MSWIN.

These radios will be assigned to the Emergency Management

Please consider authorization of this purchase using State Contract pricing on the quote that is attached from Motorola Solutions.

- 1 APX 6500 05 Dash W/KP, P25, 3DB LP Antenna Enhanced - \$4,483.25
- 1 APX 6000 M2.5 w/P25 Software - \$3955.25
- 1 Device Installation - \$214.29
- 1 Charger Single-Unit - \$144.13

Attachments: Quote
Memorandum



MADISON COUNTY

03/29/2022



QUOTE-1713174

03/29/2022

MADISON COUNTY
P O BOX 608
CANTON, MS 39046

Dear ,

Motorola Solutions is pleased to present MADISON COUNTY with this quote for quality communications equipment and services. The development of this quote provided us the opportunity to evaluate your requirements and propose a solution to best fulfill your communications needs.

This information is provided to assist you in your evaluation process. Our goal is to provide MADISON COUNTY with the best products and services available in the communications industry. Please direct any questions to Brandon Ghee at bghee@jacksoncom.com.

We thank you for the opportunity to provide you with premier communications and look forward to your review and feedback regarding this quote.

Sincerely,

Brandon Ghee

Motorola Solutions Manufacturer's Representative

Billing Address:
 MADISON COUNTY
 P O BOX 608
 CANTON, MS 39046
 US

Quote Date:03/29/2022
 Expiration Date:06/27/2022
 Quote Created By:
 Brandon Ghee
 bghee@jacksoncom.com

End Customer:
 MADISON COUNTY

Contract: 21726 - MISSISSIPPI-MSWIN

Line #	Item Number	Description	Qty	List Price	Sale Price	Ext. Sale Price
1	APX™ 6500 / Enh Series	APX 6500 O5 Dash W/KP,P25, and 3DB LP Antenna Enhanced	1		\$4,483.25	\$4,483.25
2	APX™ 6000 Series	APX 6000 M2.5 w/P25 Software	1		\$3,955.25	\$3,955.25
4	LSV00Q00203A	DEVICE INSTALLATION	1	\$214.29	\$214.29	\$214.29
5	NNTN8860A	CHARGER, SINGLE-UNIT, IMPRES 2, 3A, 115VAC, US/NA	1	\$169.56	\$144.13	\$144.13

Grand Total **\$8,796.92(USD)**

Notes:

- Unless otherwise noted, this quote excludes sales tax or other applicable taxes (such as Goods and Services Tax, sales tax, Value Added Tax and other taxes of a similar nature). Any tax the customer is subject to will be added to invoices.



Any sales transaction following Motorola's quote is based on and subject to the terms and conditions of the valid and executed written contract between Customer and Motorola (the "Underlying Agreement") that authorizes Customer to purchase equipment and/or services or license software (collectively "Products"). If no Underlying Agreement exists between Motorola and Customer, then Motorola's Standard Terms of Use and Motorola's Standard Terms and Conditions of Sales and Supply shall govern the purchase of the Products.
 Motorola Solutions, Inc.: 500 West Monroe, United States - 60661 - #: 36-1115800



Purchase Order Checklist	
Marked as PO/ Contract/ Notice to Proceed on Company Letterhead (PO will not be processed without this)	
PO Number/ Contract Number	
PO Date	
Vendor = Motorola Solutions, Inc.	
Payment (Billing) Terms/ State Contract Number	
Bill-To Name on PO must be equal to the <i>Legal</i> Bill-To Name	
Bill-To Address	
Ship-To Address (If we are shipping to a MR location, it must be documented on PO)	
Ultimate Address (If the Ship-To address is the MR location then the Ultimate Destination address must be documented on PO)	
PO Amount must be equal to or greater than Order Total	
Non-Editable Format (Word/ Excel templates cannot be accepted)	
Bill To Contact Name & Phone # and EMAIL for customer accounts payable dept	
Ship To Contact Name & Phone #	
Tax Exemption Status	
Signatures (As required)	



Mississippi Department of
Information Technology Services

3771 Eastwood Drive
Jackson, MS 39211-6381
Phone: 601-432-8000
Fax: 601-719-6380
www.its.ms.gov

Craig P. Orgeron, Ph.D., Executive Director

Memorandum

To: Customers purchasing Motorola Radios as part of MSWIN
From: Craig P. Orgeron, Ph.D., Executive Director of ITS
Vicki Helfrich, Executive Officer of the WCC
Date: July 2, 2010 (Revised July 27, 2017)
Re: MSWIN RFP 3429: Instructions for Use

1. Introduction

- 1.1 Information Technology Services (ITS) and the Wireless Communication Commission (WCC) issued Request for Proposal (RFP) 3429 for a statewide Digital Trunked Land Mobile Radio System service. In June 2007, the WCC executed a turnkey agreement with Motorola Solutions, Inc. f/k/a Motorola, Inc. ("Motorola") for the implementation of the statewide radio system to be known as the Mississippi Wireless Information Network (MSWIN).
- 1.2 This *MSWIN RFP 3429: Instructions for Use* Memorandum provides ITS and WCC customers authorization and instructions for making purchases using the MSWIN Motorola 3429 contract.
- 1.3 *Who May Use:* MSWIN RFP 3429 may be used in the acquisition of specific Motorola configurations of Mobile, Portable, and Dispatch Console units and accessories by Mississippi agencies, universities, community/junior colleges and governing authorities (cities, counties and school districts). This award meets Mississippi requirements for legal purchases.
- 1.4 *Dollar Limitations of Use*
 - 1.4.1 Any procurement of wireless communication equipment and services which when combined with previous procurements during the current fiscal year exceeds \$100,000 requires prior approval by the WCC. The procedure for requesting approval is located on the WCC web site at <http://www.wcc.ms.gov/>.
 - 1.4.2 Any use of RFP 3429 must have prior, written approval for all purchases over \$100,000 from the WCC, as described in Section 4 below.

Once the WCC has provided written approval, there is no maximum dollar limitation for use of RFP 3429. Radio purchases under \$100,000 may use the Two-Way Radio Express Products List, available at <http://ds1tspe01.its.ms.gov/its/RadioEPLOnline.nsf/VendorPrint?OpenForm>

1.4.3 For purchases under \$100,000 the WCC has delegated authority to purchase from RFP 3429 to the customer entity.

1.5 **Effective Dates (Updated July 26, 2017)**

RFP 3429 is effective from June 29, 2007 to ~~June 30, 2017~~ June 30, 2021. Effective July 2, 2010, Motorola has created the special MSWIN RFP 3429 Website for customer price verification as described in the ordering process below.


2. **How to Obtain Price Quotations from the MSWIN 3429 Website**

2.1 Customers should first obtain a quotation for their project from Motorola or one of the approved Motorola Dealers listed in Item 5 below.

2.2 Customer must then verify the pricing quotation from a specially created Motorola MSWIN RFP 3429 website. Print a copy of the website pricing for your project file.

2.3 Shipping Costs are included in the MSWIN 3429 price.

2.4 The MSWIN 3429 Website is at this link:
<https://businessonline.motorolasolutions.com/default.asp>



If you are new to Motorola Online, [click here](#). Problems Signing In? [Click Here for Assistance](#)
This site is best viewed using Microsoft Internet Explorer 8.0+


2.4.1 Enter USER ID –MSWIN3429
Password – MSWIN3429
Passwords are case sensitive.

2.4.2 Note that this Login is a generic login that all Mississippi customers may use to view pricing. However, it is highly recommended that you get your own Individual Login and Password in order to "Save

your Cart" and Configurations and ensure privacy regarding your purchase.

2.5 Setting up a Unique User ID and Password with Motorola Online
At the same link as above, click the "Sign Up Now" link on the login page.
<https://businessonline.motorolasolutions.com/default.asp>

2.5.1 Upon clicking Sign Up Now, you will be redirected to fill out a form as displayed in the screen shot below. Once that form is filled out and submitted, the user id will be setup by Motorola and you will receive email confirmation when it is completed within 48 hours.



If you are new to Motorola Online, [Sign Up Now](#) | [Problems Signing In?](#) | [Click Here for Assistance](#)
The site is best viewed using Microsoft Internet Explorer 8.9+

2.5.2 User ID Registration Screen

2.5.2.1 Fill in the ID Registration and "Submit". You can create your own User ID and Password. To identify yourself with the MSWIN contract pricing, fill in these fields as follows:
-Motorola Contact: Paula Merritt
-Customer Number: 1036284636
-Comments: MSWIN 3429. You may also show additional comments as needed.

Motorola User ID Registration

Please complete the following to register for a Motorola User ID. After you have completed the registration process, someone from the Motorola Online HelpDesk should contact you to complete the IDP sign-up process. You may want to refer to the links on the left for additional information or assistance.

In order to ensure efficient processing of your registration request, please provide your business/organization information below. Required fields are marked with single asterisk (*), fields marked with two asterisks (***) are only required for the USA and Canada.

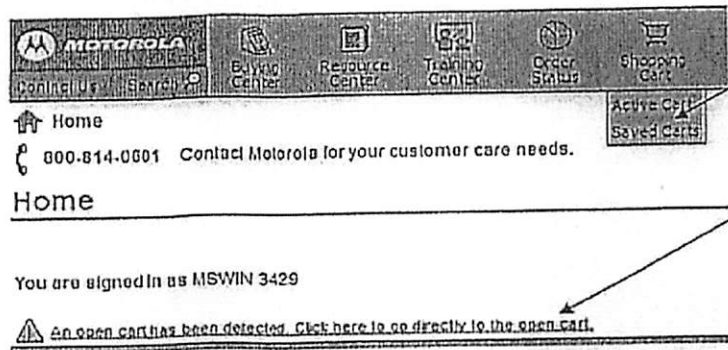
* User ID:	<input type="text"/>	* Company / Organization:	<input type="text"/>
* Password:	<input type="text"/>	Street Address:	<input type="text"/>
* Confirm Password:	<input type="text"/>	City:	<input type="text"/>
* First Name:	<input type="text"/>	** State/Province:	<input type="text" value="Mississippi"/>
* Last Name (Surname):	<input type="text"/>	** Zip/Postal Code:	<input type="text"/>
* Email Address:	<input type="text"/>	* Country:	<input type="text" value="United States"/>
* Confirm Email Address:	<input type="text"/>	* Telephone Number:	<input type="text"/>
Job Title:	<input type="text"/>	Fax Number:	<input type="text"/>
Motorola Contact:	<input type="text" value="Paula Merritt"/>	Business:	<input type="text" value="Government/Police/Defense"/>
Customer Number:	<input type="text" value="1036254638"/>	Requesting Company Administrative Rights:	<input type="checkbox"/>

Additional Information:

2.6 Using the Motorola Online Site to Check MSWIN 3429 Pricing

2.6.1 You can use either the State's "Generic" Login or the Individual Login you create to access the MSWIN pricing, create a Cart/Configuration, or email your configuration to yourself and the Motorola Team as an "E-Quote."

2.6.2 Be careful when using the State's "Generic" Login when you save your configuration. Look for a warning sign in red: "An open cart has been detected. Click here to go directly to the open cart."



2.6.3 Click the RED link to go to the open cart OR under "Shopping Cart" on the top menu bar, click "Active Cart".

2.6.4 Delete the "Active Cart" to clear it before starting your own configuration.

2.6.5 If you do not clear the Active Cart, then your configuration will be added to the previous person's configuration.

- 2.6.6 If you have added items to your shopping cart but do not wish to Save the Cart, please delete your cart before logging off so that your quotes will not be there for the next user.
- 2.6.7 Note that any "Saved Cart" can later be accessed by choosing "Shopping Cart" on the top menu bar, and clicking "Saved Cart". Saved Carts are on the site for 30 days.

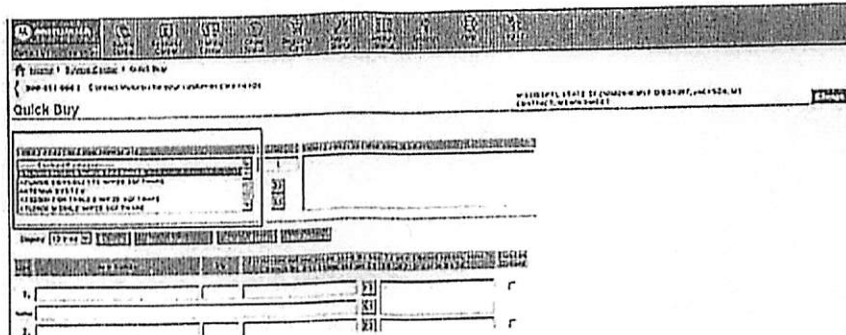
2.7 Radio/Accessory Pricing

You have two options for obtaining pricing in Motorola Online (MOL). You can go to the Quick Buy Screen for Quick Entry or you can utilize our Browse Catalog feature.

Quick Buy Function – Radios

You can find pricing for radios by going to Buying Center>Quick Buy. You will see the order entry page (see screenshot below) with the radio packages for your contract listed. You can view the pricing, by clicking on the package and using the arrow to add it to the box on the right. Once that is completed, you will need to click the "add to cart" button.

Cart Page (Radio)



Cart Page (Add Package to Cart)

[Home](#) > [Business Center](#) > Quick Buy
 (800.814.0601) Contact Motorola for your customer care needs. MISSISSIPPI STAT CONTRACT: MSWBH

Quick Buy

Item #	Description	Qty	Price	Total	Options
1	AT12000 CONSOLE FTE W725 SOFTWARE	1			
	ANTENNA SYSTEM				
	AT12000 PORTABLE W725 SOFTWARE				
	AT12000 MOBILE W725 SOFTWARE				

Display: 10 rows

Item #	Description	Qty	Price	Total	Options
1.					

Quick Buy Function -- Accessories

This form of entry for accessories would be utilized if you know your part numbers and just need pricing. You can enter your part number in the blank boxes under Item Number (Screenshots are shown below for your reference). When you have entered all the parts you would like to price and their quantity, click the "add to cart" to be navigated to the cart page to view the pricing.

[Home](#) > [Business Center](#) > Quick Buy
 (800.814.0601) Contact Motorola for your customer care needs. MISSISSIPPI STAT CONTRACT: MSWBH

Quick Buy

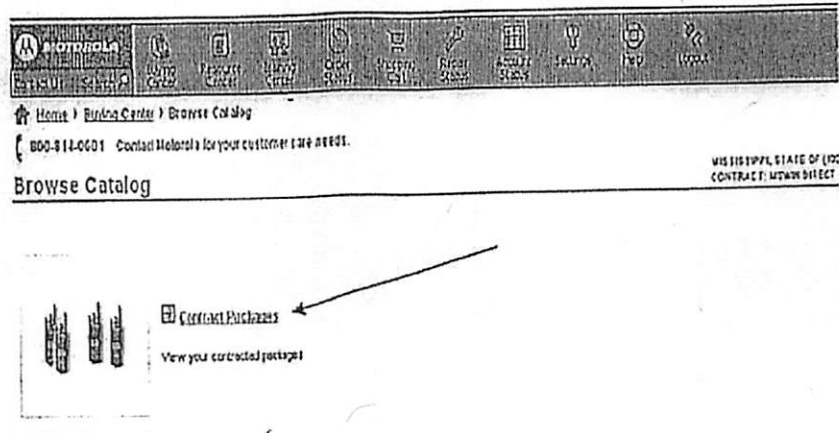
Item #	Description	Qty	Price	Total	Options
1	AT12000 MIDDLE W725 SOFTWARE	1			
	AT12000 CONSOLE FTE W725 SOFTWARE				
	ANTENNA SYSTEM				
	AT12000 PORTABLE W725 SOFTWARE				
	AT12000 MOBILE W725 SOFTWARE				

Display: 10 rows

Item #	Description	Qty	Price	Total	Options
1.	NTN7141CR	1			
2.					


Browse Catalog – Radios

The path to utilize the browse catalog feature is Buying Center>Browse Catalog. For radios, you will want to click the "Contract Packages" link to view the radio packages available.



Browse Catalog – Accessories

The path to utilize the browse catalog feature is Buying Center>Browse Catalog. For accessories, you will want to click "the 2-Way Radios, Systems and Interoperability Solutions" link. Once the page expands, you can click on the radio model name that corresponds to the accessories you would like to find.



2.8 You can save or email your cart with in the cart screen. It is recommended that if you are saving your cart or configuration that you create a unique User ID and Password to ensure privacy.

2.9 Cart Functions

Once a radio or accessory is added to a cart, you will see the screen listed in the screenshots below. You will have several options on this page, such as emailing a copy of the cart, saving the cart (we recommend setting up an individual user id if you wish to use this function) and delete cart.

Unmated Cart
 Created By: [Name] | Created On: 25 Aug 2010 | Cart ID: [ID] | Customer: [Customer Name]

To add items to this cart, please use Shopping Cart
 To delete items from this cart, please use Shopping Cart

1. STANSON PORTABLE W/P20 SOFTWARE

Item #	Description	Unit Price	Quantity	Total Price	Unit of Measure
06 Oct 2010	N	16,215.00	1	16,215.00	

Package Details:
 Model: [Model] | Part: [Part] | Description: [Description]

Item #	Description	Unit Price	Quantity	Total Price	Unit of Measure
06 Oct 2010	N	16,215.00	1	16,215.00	

Configuration:

Item #	Description	Unit Price	Quantity	Total Price	Unit of Measure
06 Oct 2010	N	16,215.00	1	16,215.00	

As well, there are other shopping functions within the cart page, such as continue shopping, recalculate if a quantity is changed. Some of the cart functions have been detailed out below. If you have any questions, please contact our MOL Support Line at 800-814-0601.

Item Details: [Item ID]
 CARRY CASE WITH BELT LOOP & T-ZIP
 Unit of Measure: EA

Item #	Description	Unit Price	Quantity	Total Price	Unit of Measure
02 Oct 2010	N	61.00	1	61.00	

Item Details: [Item ID]
 CHARGOR, SUPRE RAPID RATE, 110V US PLUG
 Unit of Measure: EA

Item #	Description	Unit Price	Quantity	Total Price	Unit of Measure
105 Oct 2010	N	140.25	1	140.25	

Total: **17,057.25**

Email Cart

The email cart button allows you to email a copy of the cart to the user's email address and copy any necessary contacts within your organization. Put your email address and any other email addresses you want to receive a copy in the "CC" line, separated by commas.

Save Cart

The save cart button allows you to save work in progress. For example, you have created a customer configuration and need to ask someone a question prior to completing the cart you are working to build, you can click "save" and come back to the cart.

Continue Shopping

The "continue shopping" button allows you to return to the "Quick buy" screen and enter additional radios/part to your cart.

Recalculate

The recalculate button can be used if you need to update quantities in your cart screen to get an updated view of total pricing for items you are pricing.

Personality Information

If the radio or accessory part number requires personality/tech edit data, you will be re-directed to the screen listed below. Because no order is being placed while checking price, you can just enter the word test in all the open fields. After you have entered the text, click "continue" and you will be directed to the cart screen to view the pricing.

Personality: SVC03BVC0117D

Models with configuration:
HOURSPWIAN
NDORRSPWIAN
SVC03BVC0117D
Models followed by (*) need mandatory options.
Models followed by (P) need personality.

Please click on a model to the left to configure it.
 Partially configured
 All

Currently 1 of 1

Part Number	Description	Quantity	Price
SVC03BVC0117D	SYSTEM UPDATE SERVICES	1.00	1.00

Service Provider Vendor / Site Code:

Service Provider City:

Service Provider Name:

Service Provider State:

Supplemental Data for Configuration:

Configure Screen Information

In browse catalog and the cart screen, you may be prompted to use the configure screen to choose an option or to review the options you have chosen. On the configurator screen, you will see two different sections – Mandatory and Optional.

For the items in the section marked mandatory, you will need to select at least one per step (also referred to as option class).

For the items in the section marked optional, you can choose to include any of these options. If one is already marked as shown in the example of below or has a pencil (or X) looking icon next to it) those are default items that are required by the package setup.

proposed on the quotation from Motorola or a Motorola dealer is no more than the vendor's pricing on Two-Way Radio EPL 3744.

3.3.1 Two-Way Radio EPL Interactive Vendor Fees
<http://dailtsp01.its.ms.gov/its/RadioEPLOnline.nsf/VendorPrint?OpenForm>

3.3.2 Services for Governing Authorities such as counties are governed under public purchasing law, but ITS highly recommends that you use the Two-Way Radio EPL approved rates as the not-to-exceed cost.

4. Delegation of Authority to Purchase Two-Way Radio Products and Services

4.1 Wireless Communication Commission (WCC)

Senate Bill 2514, 2005 Regular Session, established the Mississippi Wireless Communication Commission to ensure critical personnel have effective communications services available in emergency situations. The enabling legislation specifically directs the Commission to implement a statewide wireless communications system for state and local governments that enables interoperability between various wireless communications technologies. The Commission is further tasked with the responsibility for approving all wireless communication purchases within the state and for setting forth rules and regulations governing these purchases.

4.2 Dollar Limits. The WCC has delegated the purchase approval of wireless products lifecycle cost within certain ranges and has further established an approval process for procurements above these levels. All government entities in the state are under the WCC purview, both state and local.

4.2.1 Lifecycle cost < or = \$100,000; no WCC review required. Normal public purchasing guidelines followed including use of ITS Express Products Lists (EPLs).

4.2.2 Lifecycle cost > \$100,000 but < \$250,000; requires review and approval of WCC Review Committee. Normal public purchasing guidelines followed including use of ITS Express Products Lists (EPLs).

4.2.3 Lifecycle cost > \$250,000; requires review and approval of WCC Review Committee AND the Commission. Normal public purchasing guidelines followed.

4.3 For more information on the Wireless Communication Commission, please visit their website: <http://www.wcc.ms.gov/> or call 601-359-5333. The forms to request WCC approval for your project are available by choosing "Purchasing Rules, Guidelines, and Procedures."

4.4 Additional information about delegation of telecommunication purchases is available in the ITS Procurement Handbook, Section 011. The handbook is on the ITS website, <http://www.its.ms.gov>, then choose "Procurement."

5. **How to Place Your Order** (Updated July 26, 2017)

Please contact Motorola or an approved Motorola Dealer for RFP 3429 with questions.

All RFP 3429 contracts are placed directly with Motorola. Invoices will be from Motorola. Remittance will be to Motorola.		
Contact Information	Place Order To	Remit to
Motorola Solutions, Inc. Paula Merritt paulamerritt@motorolasolutions.com Mobile – (769) 610-3775 Fax – (601) 939-3693	Motorola Solutions, Inc. Attn: Paula Merritt 10 Canebroke Blvd. Ste. 350 Flowood, MS 39232	Motorola Solutions, Inc. PO Box 404059 Atlanta, GA 30384-4059
Motorola Solutions, Inc. Karl Arndt karl.arndt@motorolasolutions.com Phone – (601) 760-0072	Motorola Solutions, Inc. Attn: Karl Arndt 10 Canebroke Blvd, Ste 350 Flowood, MS 39232	Motorola Solutions, Inc. PO Box 404059 Atlanta, GA 30384-4059
Motorola Solutions, Inc. Richard Shelby richard.shelby@motorola.com Phone – (251) 583-1071	Richard M. Shelby 21297 South Meadows Drive Fairhope, AL 36532	Motorola Solutions, Inc. PO Box 404059 Atlanta, GA 30384-4059
Motorola Dealers Approved to issue quotations under RFP 3429		
<ul style="list-style-type: none"> • Integrated Communications, Inc.: Joseph D. Stringer, (662) 842-0234, jstringer@iciteurelo.com • Jackson Communications: Bill Roberts, (601) 519-1389, broberts@jacksoncom.com; Jay Cole (601) 665-3249 jcole@jacksoncom.com • Team One Communications, Inc: Jonathan Harkey, (228) 762-3721, jharkey@TeamOneComm.com 		

6. **NIGP Codes**

State agency customers will be required to use NIGP codes when purchasing through Mississippi's Accountability System for Government Information and Collaboration

(MAGIC). The following NIGP codes will need to be entered for the product categories for products purchased using the Two-Way Radio EPL.

NIGP Code:	Use For:
72689	Two-Way Radio Receivers, Transmitters, Transceivers: Mobile and Base Station (Audio Transfer)
72690	Two-Way Radio Supplies, Parts, and Accessories

7. What Goes in Your Purchase/Audit File

At a minimum include:

- 7.1 A copy of the purchase order.
- 7.2 A copy of the vendor quotation.
- 7.3 A copy of the approval letter from the Wireless Communication Commission.
- 7.4 A copy of the product information from the MSWIN Motorola RFP 3429 website for each product being purchased.
- 7.5 Any additional project-related documentation or justification.

8. Report Problems or Request Assistance

- 8.1 If you have any questions about using this RFP, please contact the ISS Help Desk at (601) 432-8166, isshelp@iss.ms.gov or the WCC at (601) 359-5333.

Copies of this document are available on the Internet at <http://www.wcc.ms.gov>.